



# Evaluating Risk Factors of Geriatric Trauma Mortality by Logistic Regression; A Cross-Sectional Study in 2011 - 2016

Mahnaz Yadollahi<sup>1,\*</sup>, Asieh Mahmoudi<sup>1</sup>, Mohammadhadi Niakan<sup>1</sup> and Maryam Fadaei Dashti<sup>2</sup>

<sup>1</sup>Trauma Research Center, Shiraz University of Medical Sciences, Shiraz, Iran

<sup>2</sup>Rajaei Clinical Research Development Unit, Shahid Rajaei Hospital, Alborz University of Medical Sciences, Karaj, Iran

\*Corresponding author: Assistant Professor of Community Medicine, Trauma Research Center, Shiraz University of Medical Sciences, Shiraz, Iran. Tel: +98-9173096745, Email: yadollahim@sums.ac.ir

Received 2017 June 24; Revised 2018 January 23; Accepted 2018 February 24.

## Abstract

**Background:** Trauma is the main cause of death in all age groups, as well as the 7th leading cause of fatality among the elderly. Compared to the youth, the risk of mortality and length of hospital stay are higher in elderly patients experiencing similar trauma and injury severity.

**Objectives:** The present study aimed to identify the risk factors for mortality in the elderly.

**Methods:** This was a cross-sectional study conducted on 65304 trauma patients who were referred to Shahid Rajaei (Emtiaz) Hospital trauma referral center, Shiraz, Iran 2011 - 2016. Information such as age, gender, injured body region, length of hospital stay, injury severity score (ISS), injury mechanism, nosocomial infection, and mortality was recorded. Injury severity scores and injured body regions were determined based on a conversion of international classification of diseases, the 10th revision (ICD-10) injury codes to Abbreviated Injury Scale (AIS-98) severity codes using a domestically developed electronic algorithm. The binary logistic regression was used to determine the partial effects of independent risk factors.

**Results:** Patients over 60 had a mean age of  $70.79 \pm 8.83$ . Mortality rates were 4.7% (330) and 1.05% (614) among patients over and under 60, respectively. The most important risk factors for geriatric mortality included age over 75 [OR = 1.91, 95% CI (1.28 - 2.85)], nosocomial infection [OR = 10.56, 95% CI (6.52 - 17.10)], ISS (16 - 24) [OR = 12.51, 95% CI (7.28 - 21.490)], head injury [OR = 13.17, 95% CI (5.83 - 29.77)], and pedestrian accidents [OR = 1.47, 95% CI (1.47 - 1.95)]. Aging led to increased mortality due to nosocomial infection. Among the elderly patients, males had a higher mean injury severity score compared to females.

**Conclusions:** According to our results, mortality rates increased by age in geriatric trauma patients. With similar severity of injuries, there was a greater risk of mortality for trauma patients with very old age compared to old patients. Aging, gender (males), nosocomial infection, ISS, and head injury were the most significant predictors of mortality in the elderly.

**Keywords:** Geriatric, Injury Severity Score, Mortality, Risk Factor, Trauma

## 1. Background

According to the World Health Organization (WHO), the age of 60 years and over are considered as elderly (1). European countries expect a 30% increase in the elderly population by the year 2050 (2). A comparison of Iran's population pyramid in the past two decades reveals the inversion of this pyramid that can predict a significant increase in the elderly population in the years to come (3). Considering the increasing population of the elderly, increased trauma cases are predictable for the future. In recent years, trauma had an increasing rate among the elderly and had become a huge public health problem around the world (2). Trauma is a main cause of death in all age groups and the 7th leading cause of death amongst the elderly (4). Researches have shown that age can be one

of the most critical risk factors for mortality resulting from trauma (5, 6). Geriatric trauma patients are different from younger patients not only in physiology, but also in terms of indices related to injury and physiological response to injury (7). Compared to young individuals, the risk of mortality and length of hospital stay are higher in the elderly with similar trauma and injury (8, 9). There are numerous mechanisms of injury leading to geriatric trauma. Falling down is the most common mechanism of trauma-related injury and death in the elderly, which mostly occurs in the age group of 65 and over (10). According to our literature review, no study in Iran has assessed the risk factors of geriatric trauma-related mortalities. Identifying the risk factors in this vulnerable age-group can pave the way for implementation of policies toward reduction of injury sever-

ity, length of hospital stay and mortality, as well as improving quality of life. Shahid Rajaei Trauma Center (Emtiaz) is the primary referral center for adult trauma in Fars and patients referred to this center with level 1 of trauma. By determining the factors that affect geriatric trauma mortality, the preventive strategies to reduce the risk of mortality and morbidity in elderly patients can be established.

## 2. Objectives

This study aims to evaluate mortality in elderly trauma and determining the independent risk factors affecting mortality in geriatric trauma patients.

## 3. Methods

Data were collected from all hospitalized patients in the emergency department and other wards of Shahid Rajaei Referral Hospital from 2011 to 2016. Information was collected from all hospitalized patients. Cases with incomplete information were excluded from the study. Eventually, a total of 65304 deceased individuals were selected as subjects.

### 3.1. Measurements and Data Collection

After a patient is screened and admitted, a unique eight-digit code is generated under the title "SERIAL CODE" by the hospital admission unit. Upon admission, information regarding baseline demographic characteristics such as age, gender, time of admission, and injury mechanism are routinely recorded by the admissions staff. Our trained staff extracted the information regarding the length of stay, injured body region, and injury severity score (ISS) (1-3, 4-8, 9-15, 16-24, > 25) from these records; information on nosocomial infectious complications were recorded in a separate data bank during hospitalization.

### 3.2. Injury Severity Score and Injured Body Regions

Abbreviated injury scale (AIS) is an anatomical scoring system producing an overall score for patients with multiple injuries. All patients received an ICD-10 code based on their primary and secondary diagnoses. In the ICD-10 lexicon, each injury was described by a code ranging from S.00 to T79.7; code descriptions were provided. An algorithm was designed in order to convert each code to its respective AIS-2005 score. Each ICD-10 injury code was assigned to one of the 6 ISS body regions. According to the AIS severity scale, each patient's injured body regions corresponded to the injured body region with the highest ISS. In this regard, all injuries received an AIS code ranging from 1 (minor injury) to 6 (an injury considered 'incompatible with

life'), which was allocated to one of the six body regions (head, face, chest, abdomen, extremities [including pelvis], and external). Patients with multiple injuries were scored by adding the squares of the three highest AIS scores in three predetermined body regions. This process provided the ISS, which could range from 1 to 75.

### 3.3. Statistical Analysis

Data were properly imported to the IBM SPSS Statistics for Windows, version 21.0 (IBM Corp., Armonk, N.Y., USA), where all analyses were performed and figures were prepared using R software for windows. A multiple logistic regression was performed via the "Enter" method to reflect the partial effects of each covariate on geriatric trauma mortality. Covariates included age, gender, nosocomial infection, ISS, an injured body region, and injury mechanism. A two-sided P value of < 0.05 was considered statistically significant.

## 4. Results

There were a total of 65304 records, with a mean age of  $35.22 \pm 16.71$ , collected during 2011 - 2016. Out of which, 64360 patients (98.6%) had survived and 944 (1.4%) patients had passed away. There were 7053 patients over the age of 60 that was 10.8% of the total dataset; the mean age equaled to  $70.79 \pm 8.83$  for elderly patients (60 and over). Men accounted for 74.8% of injuries and male to female ratio equaled to 2.97:1. The head and neck (41.7%) were the most commonly injured regions among all patients followed by the extremities (33%). These findings were slightly different for individuals over 60; in this regard, extremities (34.7%) were the most injured body region, then the head and neck (33.7%) came after. The majority of patients had ISSs between 4 - 8 and no nosocomial infections were detected. The two most common injury mechanisms included car accidents (38.9%) and motorcycle accidents (19.8), while in patients over 60, falls (41.5%) and car accidents (29.1%) were the most frequent mechanisms (Table 1).

Mean injury severity scores stratified by age and gender are shown in Figure 1. This reveals that aging has increased mean ISSs, a trend which is probably higher in men compared to women. This trend is a little distinct in the 18 - 30 years' age group.

The mean length of hospitalization was higher in the elderly patients with an ISSs between 16 - 24 compared to younger patients with the same ISS; meanwhile, in adults (18 - 30), those with highly severe injuries (ISS > 25) spent more time in the hospital (Figure 2).

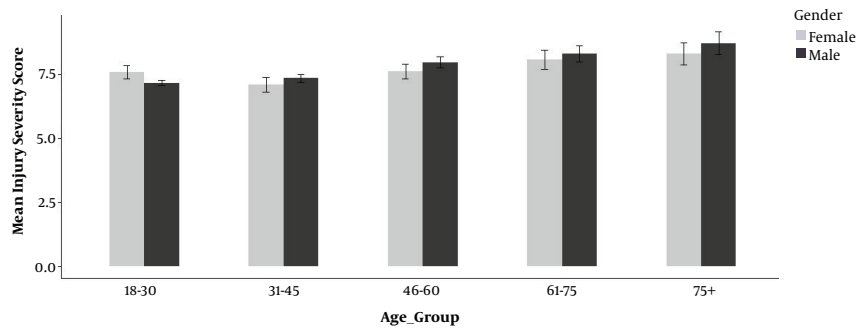


Figure 1. Mean injury severity scores stratified by age and gender

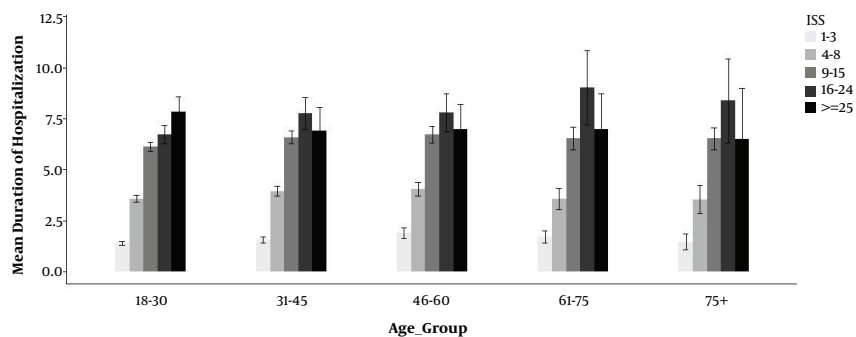


Figure 2. Mean hospitalization length stratified by age and the injury severity score (ISS)

#### 4.1. Regression Analysis

A logistic regression was performed on patients over 60 in order to determine the risk factors for mortality in this age group. Age, gender, injured body region, injury mechanism, nosocomial infection, and ISS were the predictor variables and mortality was the independent variable. Comparing to patients who were in car accidents, patients who were hurt by other mechanisms of injury had a smaller sample size; therefore, this category was not significant. After adjustment of covariates, the most important risk factors for geriatric death were age over 75 [OR = 1.91, 95% CI (1.28 - 2.85)], nosocomial infection [OR = 10.56, 95% CI (6.52 - 17.10)], ISS of 16 - 24 [OR = 12.51, 95% CI (7.28 - 21.490)], head injury [OR = 13.17, 95% CI (5.83 - 29.77)], and pedestrian accidents [OR = 1.47, 95% CI (1.47 - 1.95)].

Figure 3 shows that nosocomial infections had increased by age. In addition, as shown in Table 2, the mortality odds ratio increased by aging. It can be concluded that nosocomial infection is a significant risk factor for death in elderly patients; furthermore, Figure 4 shows that mortality decreased by year. The highest percentage of the male was in 2012, after which the percentage of death declined.

## 5. Discussion

### 5.1. Aging and Mortality in the Elderly

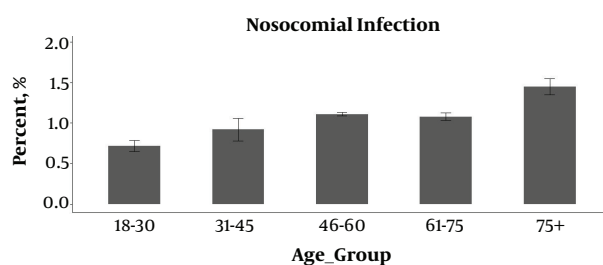
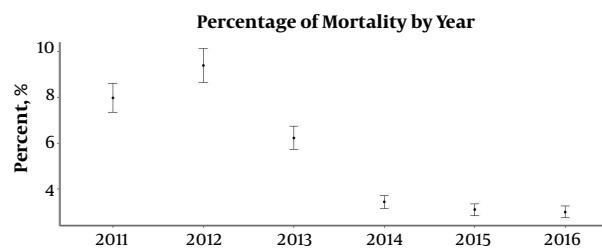
Our study results revealed a significant mortality rate due to geriatric trauma (4.7%). In this regard, we made a comparison between mortality risk factors for geriatric trauma in the two age groups of 60 - 75 (old age) and > 75 (very old age). Results showed a higher risk of death in very old age comparing to old age (OR = 1.91). Old age is a well-known risk factor associated with increased mortality due to trauma (5). Numerous trauma studies have investigated the relationship between demographic variables, especially the variable of age and mortality in trauma patients independent of other risk factors and determined aging as a significant risk factor for mortality among elderly patients. However, these studies reported a higher mortality rate in very old age compared to old age (11-13). In the present study, very old patients had a higher mortality rate than old individuals (65 - 74).

### 5.2. Gender and Mortality in the Elderly

According to our findings, men, had the highest rate of trauma and the highest risk of mortality pertained to the

**Table 1.** Population Characteristics (Stratified by Totals and Age of Over 60)

Variable	Total	> 60
Age, y (mean $\pm$ SD)	35.22 $\pm$ 16.71	70.79 $\pm$ 8.83
<b>Gender</b>		
Male	48866 (74.8)	4176 (59.2)
Female	16438 (25.2)	2877 (40.8)
<b>Injured body region</b>		
Head and neck	27234 (41.7)	2379 (33.7)
Thorax	5994 (9.2)	828 (11.7)
Spine	3584 (5.5)	583 (8.3)
Extremities	21535 (33)	2449 (34.7)
Abdomen	6957 (10.7)	814 (11.5)
<b>Nosocomial infection</b>		
Non-nosocomial	64731 (99.1)	6973 (98.9)
Nosocomial	573 (0.9)	80 (1.1)
<b>Injury severity score</b>		
1 - 3	10871 (16.6)	849 (12)
4 - 8	20759 (31.8)	2882 (40.9)
9 - 15	946 (1.4)	127 (1.8)
16 - 24	4332 (6.6)	511 (7.2)
> 25	2219 (3.4)	269 (3.8)
<b>Injury mechanism</b>		
Car accident	25433 (38.9)	2051 (29.1)
Motorcycle accident	12908 (19.8)	590 (8.4)
Fall	11041 (16.9)	2929 (41.5)
Assault	6595 (10.1)	231 (3.3)
Pedestrian accident	4852 (7.4)	1030 (14.6)
Struck by objects	3650 (5.6)	200 (2.8)
Others	825 (1.3)	22 (0.3)
<b>Outcome</b>		
Survivor	64360 (98.6)	6723 (95.3)
Non-survivor	944 (1.4)	330 (4.7)

**Figure 3.** Percent of nosocomial infection by age stratify**Figure 4.** Percent of mortality by year

elderly (OR = 1.95). These results were consistent with the results of Bouamra's study, which showed an association between increased mortality due to trauma and the process of aging (> 65); elderly men had a higher mortality in that study (14).

### 5.3. Mechanism of Injury

In the present study, falling was the most common mechanism of injury in the elderly patients, while the leading risk factor for mortality in the elderly was road-traffic accidents, especially pedestrian accidents (OR = 1.47). Considering the increasing population of the elderly, there will be an increased risk of motor-vehicle accidents among elderly pedestrians and drivers. Yadollahi et al. showed the highest risk of late death belonging to pedestrian trauma (15). Numerous studies showed road-traffic accidents as a significant mechanism of injury among the youth, as well as the elderly. Meanwhile, they showed that risk of falls (same-level falls in particular) increased by aging (16, 17). Results from a systematic review and meta-analysis of mortality-related factors in the elderly revealed that high mortality had a stronger association with low-level falls comparing to road-traffic accidents (OR = 2.88) (18).

### 5.4. Injured Body Regions

Head injury is one of the leading causes of fatality in geriatric trauma patients (19). Based on our results, a significant increase was seen in the mortality rate of elderly patients with a head injury compared to old individuals with injuries to other regions (OR = 13.17). These results were consistent with the results of Patel's study (12) on mortality due to severe head injury in the elderly. This study showed that severe injuries with similar scores could increase mortality as age increased. That study reported a mortality rate of 71% in the age group of 65 - 75, 75% in the age group of 70 - 75, and 87% in individuals over 80; very old patients had higher mortality due to head injury compared to old patients (11).

**Table 2.** Logistic Regression for Predictors of Mortality Among Patients Over 60

Variable	P Value	Exp (B)	95% CI for Exp (B)	
			Lower	Upper
<b>Age, y</b>				
60	-	-	-	-
61 - 75	0.257	1.25	0.84	1.85
+ 75	0.001	1.91	1.28	2.85
<b>Gender</b>				
Female	-	-	-	-
Male	< 0.001	1.95	1.52	2.50
<b>Nosocomial infection</b>				
Non-nosocomial	-	-	-	-
Nosocomial	< 0.001	10.56	6.52	17.10
<b>Injury severity score</b>				
1 - 3	-	-	-	-
4 - 8	0.001	2.38	1.41	4.03
9 - 15	0.052	2.58	0.99	6.73
16 - 24	< 0.001	12.51	7.28	21.49
> 25	< 0.001	5.81	3.08	10.96
<b>Injured body region</b>				
Abdomen	-	-	-	-
Head	< 0.001	13.17	5.83	29.77
Thorax	< 0.001	5.06	2.11	12.23
Spine	< 0.001	7.30	3.02	17.66
Extremities	0.013	2.92	1.25	6.82
<b>Injury mechanism</b>				
Car	-	-	-	-
Motorcycle	0.30	0.80	0.53	1.21
Fall	< 0.001	0.43	0.32	0.58
Assault	0.012	0.27	0.10	0.74
Pedestrian	0.008	1.47	1.47	1.95
Struck by objects	0.025	0.31	0.31	0.86
Others	0.998	0.00	0.00	

### 5.5. Injury Severity Score and Mortality in the Elderly

The variable of “age” is an important risk factor for increased number and severity of injuries (20). In the present study, mean ISS increased by aging. Injured elderly with  $16 < ISS < 24$  had a significantly higher mortality compared to elderly patients with  $1 < ISS < 3$  (OR = 12.51). Furthermore, the elderly with  $16 < ISS < 24$  had a higher length of hospital stay. ISS is the most appropriate trauma score predicting in-hospital mortality (21); it is also more accurate score in terms of geriatric trauma outcome (13). In the Chang

et al. study, the highest mortality in  $ISS > 20$  belonged to very old patients (over 75) (13). The Gowing et al. study also introduced aging and injury severity as important predictors of in-hospital mortality. In this study, very old patients with mean age of 77 and mean ISS of 23 had the highest rate of in-hospital mortality (22).

### 5.6. Hospital-Acquired Infections (HAIs) and Mortality

In this study, an increased rate of nosocomial infections had an association with increased age. There was a

1.1% rate of nosocomial infections among individuals over 60. In comparison, elderly patients with nosocomial infection had significantly higher mortality than patients without infection (OR=10.56). Aging increases the risk of nosocomial infection (23). Compared to young individuals, the elderly had a higher rate of mortality due to infection (17). In a study by Yadollahi et al. nosocomial infection was considered an independent predictor of late death in elderly patients over 65, with consideration to confounding factors; in this regard, the risk of death was increased by 12.7 times (15).

Numerous studies have been conducted on the risk factors of mortality in the elderly. In a study by Janice et al. co-morbidity, age, ISS, and GCS were independent indices predicting mortality in elderly trauma patients. Moreover, results from a study by Chang et al. indicated ISS > 30, post-injury GCS status and hemodynamic function as the predicting factors for mortality due to geriatric trauma (13). In our study, the risk factors for mortality were compared in the two age groups of "old" and "very old" and the effects of aging were evaluated on mortality by equalization of the risk factors; this comparison is one of the most significant strengths of this study. To the best of our knowledge, there hasn't been a study in Iran on trauma and the risk factors of mortality in different elderly age groups, yet. Short post-trauma follow-up periods were a limitation of our study. For future research, we suggest considering co-morbidity as a risk factor for mortality in geriatric trauma. Due to incomplete data including past medical history, we could not compare the rank of trauma mortality in front of other illness, and since the present study was retrospective, data might not be as accurate as a prospective study.

### 5.7. Conclusion

According to our results, mortality is affected by aging in geriatric trauma cases. With the similar severity of the injury, very old trauma patients have a higher chance of death comparing to old patients. Increased age, gender (males), nosocomial infection, ISS, and head injury were the most significant factors predicting mortality in the elderly. Considering the adverse outcomes of trauma in elderly patients and the risk factors of mortality in this vulnerable age group, we can reduce the risk of mortality and morbidity by creating safer environments to avoid accidents by constant monitoring and special treatments following trauma.

### Acknowledgments

The author would like to thank Mr. H. Argasi at the Research Consultation Center (RCC) at Shiraz University of

Medical Sciences for his invaluable assistance in editing this manuscript.

### Footnote

**Funding/Support:** The present paper was financially supported by Shiraz University of Medical Sciences (grant No. 95-01-38-11660).

### References

1. World Health Organization (WHO). *Active ageing: a policy framework*. Madrid, Spain: World Health Organization; 2002.
2. United Nations Department of Economic and Social Affairs Population Division. *World population ageing, 1950-2050, Issue 207*. United Nations publication; 2008.
3. National Center for Health Statistics (US). *Health, United States, 2015: with special feature on racial and ethnic health disparities*. Hyattsville (MD): National Center for Health Statistics (US); 2016.
4. American College of Surgeons Committee on Trauma. *Advanced trauma life support: ATLS student course manual*. 9th ed. Chicago, Illinois, United States: American College of Surgeons; 2012.
5. Demetriades D, Sava J, Alo K, Newton E, Velmahos GC, Murray JA, et al. Old age as a criterion for trauma team activation. *J Trauma*. 2001;**51**(4):754-6. discussion 756-7. [PubMed: [11586171](#)].
6. Bergeron E, Lavoie A, Clas D, Moore L, Ratte S, Tetreault S, et al. Elderly trauma patients with rib fractures are at greater risk of death and pneumonia. *J Trauma*. 2003;**54**(3):478-85. doi: [10.1097/01.TA.0000037095.83469.4C](#). [PubMed: [12634526](#)].
7. American College of Surgeons. *Resources for optimal care of the injured patient: 2006*. 2nd ed. Chicago, Illinois, United States: American College of Surgeons; 2006.
8. Kuhne CA, Ruchholtz S, Kaiser GM, Nast-Kolb D; Working Group on Multiple Trauma of the German Society of Trauma. Mortality in severely injured elderly trauma patients—when does age become a risk factor? *World J Surg*. 2005;**29**(11):1476-82. doi: [10.1007/s00268-005-7796-y](#). [PubMed: [16228923](#)].
9. Keller JM, Sciadini MF, Sinclair E, O'Toole RV. Geriatric trauma: Demographics, injuries, and mortality. *J Orthop Trauma*. 2012;**26**(9):e161-5. doi: [10.1097/BOT.0b013e3182324460](#). [PubMed: [22377505](#)].
10. Griffiths C, Wright O, Rooney C. Trends in injury and poisoning mortality using the ICE on injury statistics matrix, England and Wales, 1979-2004. *Health Stat Q*. 2006;**(32)**:5-18. [PubMed: [17165466](#)].
11. Aitken LM, Burmeister E, Lang J, Chaboyer W, Richmond TS. Characteristics and outcomes of injured older adults after hospital admission. *J Am Geriatr Soc*. 2010;**58**(3):442-9. doi: [10.1111/j.1532-5415.2010.02728.x](#). [PubMed: [20163484](#)].
12. Patel HC, Bouamra O, Woodford M, Yates DW, Lecky FE. Clinical article: Mortality associated with severe head injury in the elderly. *Acta Neurochir (Wien)*. 2010;**152**(8):1353-7. discussion 1357. doi: [10.1007/s00701-010-0666-x](#). [PubMed: [20437280](#)].
13. Chang WH, Tsai SH, Su YJ, Huang CH, Chang KS, Tsai CH. Trauma mortality factors in the elderly population. *Int J Gerontol*. 2008;**2**(1):11-7. doi: [10.1016/s1873-9598\(08\)70003-6](#).
14. Bouamra O, Wrotchford A, Hollis S, Vail A, Woodford M, Lecky F. A new approach to outcome prediction in trauma: A comparison with the TRISS model. *J Trauma*. 2006;**61**(3):701-10. doi: [10.1097/01.ta.0000197175.91116.10](#). [PubMed: [16967011](#)].
15. Yadollahi M, Anvar M, Ghaem H, Bolandparvaz S, Paydar S, Izianloo F. Logistic regression modeling for evaluation of factors affecting trauma outcome in a Level I trauma center in Shiraz. *Iran Red Crescent Med J*. 2016;**19**(1). e33559. doi: [10.5812/ircmj.33559](#).



16. Fatovich DM, Jacobs IG, Langford SA, Phillips M. The effect of age, severity, and mechanism of injury on risk of death from major trauma in Western Australia. *J Trauma Acute Care Surg.* 2013;**74**(2):647-51. doi: [10.1097/TA.0b013e3182788065](https://doi.org/10.1097/TA.0b013e3182788065). [PubMed: [23354264](https://pubmed.ncbi.nlm.nih.gov/23354264/)].
17. Dinh MM, Roncal S, Byrne CM, Petchell J. Growing trend in older patients with severe injuries: Mortality and mechanisms of injury between 1991 and 2010 at an inner city major trauma centre. *ANZ J Surg.* 2013;**83**(1-2):65-9. doi: [10.1111/j.1445-2197.2012.06180.x](https://doi.org/10.1111/j.1445-2197.2012.06180.x). [PubMed: [22882777](https://pubmed.ncbi.nlm.nih.gov/22882777/)].
18. Sammy I, Lecky F, Sutton A, Leaviss J, O’Cathain A. Factors affecting mortality in older trauma patients-A systematic review and meta-analysis. *Injury.* 2016;**47**(6):1170-83. doi: [10.1016/j.injury.2016.02.027](https://doi.org/10.1016/j.injury.2016.02.027). [PubMed: [27015751](https://pubmed.ncbi.nlm.nih.gov/27015751/)].
19. Richter M, Pape HC, Otte D, Krettek C. The current status of road user injuries among the elderly in Germany: A medical and technical accident analysis. *J Trauma.* 2005;**58**(3):591-5. [PubMed: [15761356](https://pubmed.ncbi.nlm.nih.gov/15761356/)].
20. Min L, Ubhayakar N, Saliba D, Kelley-Quon L, Morley E, Hiatt J, et al. The vulnerable elders survey-13 predicts hospital complications and mortality in older adults with traumatic injury: A pilot study. *J Am Geriatr Soc.* 2011;**59**(8):1471-6. doi: [10.1111/j.1532-5415.2011.03493.x](https://doi.org/10.1111/j.1532-5415.2011.03493.x). [PubMed: [21718276](https://pubmed.ncbi.nlm.nih.gov/21718276/)]. [PubMed Central: [PMC3710109](https://pubmed.ncbi.nlm.nih.gov/PMC3710109/)].
21. Grossman MD, Ofurum U, Stehly CD, Stoltzfus J. Long-term survival after major trauma in geriatric trauma patients: The glass is half full. *J Trauma Acute Care Surg.* 2012;**72**(5):1181-5. doi: [10.1097/TA.0b013e31824d0e6d](https://doi.org/10.1097/TA.0b013e31824d0e6d). [PubMed: [22673243](https://pubmed.ncbi.nlm.nih.gov/22673243/)].
22. Gowing R, Jain MK. Injury patterns and outcomes associated with elderly trauma victims in Kingston, Ontario. *Can J Surg.* 2007;**50**(6):437-44. [PubMed: [18053371](https://pubmed.ncbi.nlm.nih.gov/18053371/)]. [PubMed Central: [PMC2386230](https://pubmed.ncbi.nlm.nih.gov/PMC2386230/)].
23. Ellidokuz H, Ucku R, Uysal U, Abacioglu H. Hospital-acquired infections in elderly patients: results of a West Anatolian University Hospital surveillance. *Arch Gerontol Geriatr.* 2003;**37**(3):259-63. doi: [10.1016/s0167-4943\(03\)00062-1](https://doi.org/10.1016/s0167-4943(03)00062-1).